



CRIMEA ANALYTICAL BRIEF

October-November 2009
ISSUE FOCUS: Gender equality in Crimea

IN THIS PUBLICATION:

FACTS AT GLANCE	1
ISSUE FOCUS	2
VOX POPULI	4

FACTS AT GLANCE*

CRIMEAN INDICATORS AND TRENDS

ECONOMY	
Gross Regional Product	Crimea: -13.3% in the first six months of 2009 compared to 1 half-year of 2008; Ukraine: -15.9% in 3Q 2009 compared to 3Q 2008, 17.8% in the 2Q 2009; -20.3% in 1Q 2009
Inflation	12.7 % for the period January-October 2009. Tempo is lower than in 2008 (21.1% for the period January-October 2008)
Industrial production (growth in percent)	-21.7% for the period January-October 2009, compared to Jan.-Oct. 2008
Agricultural production (growth in percent)	6.0% increase in January-October 2009, compared to January-October 2008
Export of goods and services	USD 473,053 thousand in January-September 2009; growth: - 26.5% compared to the period January-September 2008
Foreign investments	USD 694,964 thousand for January-September 2009; growth: - 8.5% compared to January-September 2008
SOCIETY	
Population	1,966,050 as for 1 October 2009; decrease by 0.1% or 2,078 people since 1 October 2008
Demographic net balance (deaths-births)	-2.5 persons per 1000 in January-September 2009 (-4.1 in Jan-Sep. 2008); growth rate: 2,384 people or 39.2% compared to January-September 2008
Life expectancy (annual indicators)	68.05 years in 2008 (67.96 in 2007); men – 62.17, women – 74.01
Employment	60.0% of population is able to work in January-June 2009, compared to 60.4% in January-June 2008 (decrease by 15,600 persons)
Average nominal wages	UAH 1,821 in September 2009, compared to UAH 1,708 in September 2008; growth rate: 6.6% or UAH 113 per year
Unemployment (ILO methodology, annual)	7.0% of economically active population in January-June 2009, compared to 4.8% in January-June 2008
New housing	153,000 m2 in January-September 2009; decrease by 27.9% as compared to January-September 2008
Tuberculosis (new diagnosis)	87.0 per 100,000 people in 2008, compared to 85.4 in 2007 and 85.1 in 2006; 1,706 new TB diagnoses in 2008 (1,678 in 2007);
HIV/AIDS (new diagnosis)	51.3 per 100,000 people in 2008, compared to 49.1 in 2007. 1,005 new diagnoses in 2008 (964 in 2007; 805 in 2006).
Alcoholism (new diagnosis)	104 per 100,000 people in 2008, compared to 114 in 2007 (109 in 2006). 2,035 new diagnoses in 2008
Drug abuse (newly registered)	12.9 per 100,000 people in 2008, compared to 7.1 in 2007 (11.0 in 2006). 253 new diagnoses in 2008 (140 in 2007, 216 in 2006)

*based on the latest statistics available as of December 2009. Source: Statistical bulletin "Social and economic condition of Crimea" Nov. 2009 and Ukrainian Statistical Committee official website: <http://www.ukrstat.gov.ua/>

FOCUS: GENDER EQUALITY IN CRIMEA

In terms of legal rights, Ukraine enjoys all basic democratic achievements of the western civilization: universal suffrage, equal access to education, no gender-related barriers to hold an office or employment. The principle of gender equality is affirmed in the Constitution. Today, for the first time in Ukrainian State's short history, the Prime Minister and the Head of the President's Chancellery (Secretariat) are women.

However, equality in legal opportunities does not immediately bring factual gender equality to Ukrainians. This current issue tries to look deeper into the subject, but at the regional - Crimean - level.

It is worth saying that Crimea neither displays any specific features in gender equality area, which would differentiate it from the rest of Ukraine, nor carries out gender policies of its own. All activities - of very limited nature, in the opinion of experts - are undertaken within all-Ukrainian programmes. The national Ministry for Family, Youth and Sports, responsible for promoting gender policies and actions, works on the peninsula through its regional subdivision - the Ministry for Youth, Family and Gender Policy of the Autonomous Republic of Crimea.

This being said, all data and problems covered here by the article can be, with appropriate reservation and adjustments, extended to Ukraine as a whole.

The brief draws on official statistics, UNDP CIDP survey results, and interviews with leaders of women organizations in Crimea, as well as content analysis of Ukrainian and Crimean press.

UNDP Crimea Integration and Development Programme

Operates since 1995
Total investment of donor community since 1995: USD 28.8 million
Total number of community projects supported (since 2002): 533

Expert and support capacity:
30 full-time project staff

Local partners:

ARC Verkhovna Rada (regional parliament),

ARC Council of Ministers (regional government), relevant ministries, district and local authorities and councils, NGOs

Areas of intervention:

- Social mobilisation
- Decentralization of public services
- Tolerance and whole-school approach
- Rural economic development models
- Strategic planning for rural districts

• Situation monitoring & early warning system

The CIDP Analytical Group

Formed in 2008, comprises 2 analysts and 2 research assistants
Produces monthly, quarterly and annual monitoring reports, thematic reports, analytical briefs
Supports Human Security Council under the ARC Verkhovna Rada Speaker

Analytical Group contact details:

9 Plotinnaya St., 4th floor
Simferopol 95007 Ukraine
Phone: +380 (652) 248002
Fax: +380 (652) 248011
kurtmolla@undp.crimea.ua

Editorial Team

Adeline Gonay
agonay@undp.crimea.ua
Kurtmolla Abdulganiyev
kurtmolla@undp.crimea.ua
Vyacheslav Toporov
toporov@undp.crimea.ua

GENDER EQUALITY IN CRIMEA

by Kurtmolla Abdulganiyev ■

1. INTRODUCTION

Today, the issue of gender equality relates mainly to the problem of insufficient opportunities for women, although some concerns are raised about men's and fathers' rights as well. Even participation of women in public life is nowadays regarded as a prerequisite for sustainable development and progress. Gender equality is an important area of joint international action: the United Nations adopted the Convention on the Elimination of all Forms of Discrimination against Women (CEDAW) in 1979, Beijing strategy and many other documents, with the purpose to overcome obstacles to women development. Gender equality became one of the Millennium Development Goals (global goal 3).

Ukraine adopted gender equality as a national MDG number 6, pledging to eliminate women's exclusion or vulnerability. Problems reported today by international and domestic organizations in Ukraine include:

- discrimination on the job market – women usually are first to be dismissed on grounds of redundancy ; gender remains a factor in recruitment and promotion policies in companies;
- under-representation of women in decision-making;
- maternity-related discrimination in private sector (as opposed to public institutions) despite favourable maternity laws ;
- lower pension benefits under the reformed pension system due to earlier retirement age - this argument raised by some experts needs however further examination as pension benefits depend on salary, sphere of employment, etc. Moreover, after-retirement economic activity of men and women should be taken into account;
- violence against women (domestic violence);
- cultural patterns and stereotypes which traditionally confine woman to the role of housewife - interviews with members of women's organizations confirmed that existing upbringing and education patterns make housekeeping women's primary responsibility;
- trafficking and sex industry; increased economic emigration;
- low awareness of sexual harassment at workplace issues; limited number of reports and underdeveloped judiciary practice in this area.

2. WOMEN AND HEALTH

In Ukraine, female population exceeds male population. In Crimea, there are nearly 10% more women than men. This difference is not a birth-rate tendency but a consequence of lifestyles, behaviour or cultural patterns, crime rate, spread of addictions (e.g. smoking), drug abuse, healthcare, and, as some scientists say, biology. At the moment of birth there are slightly more men than women in Crimea, and this proportion is preserved on the demographic tree until the age of 27. After 30, women clearly prevail.

Table 1 - Share of women and men in Crimean population in 1991-2009. Source: Statistical yearbook of the Autonomous Republic of Crimea 2008 (Simferopol 2009).

	1991	2002	2006	2009
Total population, (thousds)	2,146.5	2,033.7	1,983.8	1,967.3
Men (%)	46.3	46.0	45.8	45.7
Women (%)	53.7	54.0	54.2	54.3

This demographic prevalence strictly correlates with life expectancy: women live 12 years longer than men. The average life expectancy at birth for women is 74.01 years, men - 62.17. Women in Crimea are also less touched by HIV/AIDS and tuberculosis.

Table 2 - Number of men and women infected by HIV/AIDS, and tuberculosis. Source: Republican institution "AIDS Centre", and Crimean anti-tuberculosis hospital.

Period	Men	Women	Share of women
HIV/AIDS			
1987-2009	5472	3795	41%
TB			
2008	3836	2612	31.9%

Women's health is one of the greatest international concerns. The United Nations included improvement of maternal health into the Millennium Development Goals. Ukraine has committed to reduce maternal mortality by 17% until 2015, and the recent UNDP Ukraine report confirms that this goal has already been achieved. In comparison to 2001, maternal mortality was reduced by 52%, the number of abortions by 36%.

3. WOMEN AND POVERTY

The latest poverty survey, conducted by UNDP CIDP in May 2009 in 14 Crimean districts, revealed no correlation between gender and poverty. Men and women equally find themselves among the poorest groups of society. In the areas studied, poverty is an attribute of particular households - with 2 or more children, or having unemployed able-bodied members - and not that of gender.

Table 3 - Poverty distribution by gender. Source: UNDP CIDP report "Living standards in 14 Crimean districts", June 2009.

	The poorest, %	Middle wealth, %	Above the average, %	Poverty risk
Men (%)	37%	41%	22%	1.0
Women (%)	37%	40%	23%	1.0

4. EDUCATION AND TRAINING OF WOMEN

Access to education in Ukraine is equal for women and men at all stages of education. In general, 98.5% of school-aged (6-18) children attend the primary and secondary school, without any disparity between girls and boys. The differentiation begins at the level of university, and in favour of women. In October 2008, young women represented 60.8% of all college and university students in Crimea (57.4% in 2001).

The share of women in professional training is somewhat lower than in education. Fewer women learn new professions (2,564 out of 9,883, or 25.9%), probably because of less employment opportunities and greater economic inactivity, i.e. decision to stay at home. As for raising qualification of employed persons, equality between men and women is somewhat retained (16,710 out of 36,437 people trained, or 45.8%, are women).

5. VIOLENCE AGAINST WOMEN

Domestic violence remains an important problem for Ukrainian society. In 2008, the police registered a total of over 71 thousand reports on domestic violence, and 86% of violent acts aimed at women. Over 4,000 persons were registered by the police for domestic violence crimes in Crimea alone. Experts and officials acknowledge that a significant number of violent acts are not reflected in police statistics – many victims do not report, while the prevailing "let them sort the things out themselves" attitude of the society prevents an accurate assessment of the phenomenon scale.

According to a research performed for UNDP, about 95% of violence victims are women. According to another Ukraine-wide survey , over 20% of women faced emotional, and 13% - physical

violence. The issue of domestic violence attracts considerably the attention of governmental bodies. Thus, the Ministry for Family, Youth and Sports, in cooperation with UNDP, launched a nationwide campaign "Stop violence".

6. ECONOMY AND CAREER FOR WOMEN

Gender inequalities are clearly tracked in employment and incomes, with women's average monthly salary making only 84.7% of men's in 2008 (1,491 vs. 1,759 UAH). However, this indicator has been improving noticeably over years, and Ukrainian MDG 6 has already been met in that respect.

Table 4 - Income differences between men and women. Source: *Statistical yearbook of the Autonomous Republic of Crimea 2008 (Simferopol 2009)*.

Average number of workers, thousands		Average monthly nominal salary, UAH		
Men	Women	Men	Women	
			UAH	% of men's salary
179,3	227.5	1759	1491	84.7

The economic activity of women is lower than that of men by 10% (see table 5). As the term "economically active population" designates those employed or seeking employment, and excludes such categories as housewives, students, disabled, etc., this disproportion simply displays lesser engagement of women into income-generating activities.

Table 5 - Economic activity of women and men in 2008, Source: *Statistical yearbook of Autonomous Republic of Crimea for 2008 (Simferopol 2009)*.

	Women (thousands)	%	Men (thousands)	%
Total in Crimea	1062,9	100	895,6	100
Economically active population (15-70)	474,8	44,67	489,6	54,67

The considerable difference in economic activeness between men and women could be explained by the fact that many women are not employed and do not seek employment, thus preserving a permanent status of housewives. No need to say that career opportunities are significantly reduced for these women, while they remain dependent on men in their families.

The same disproportion is discernible in employment – unemployed women make up 6.59% of economically active women (compared to 2.94% for men), and there are twice as many officially unemployed women as men.

Table 6 - Employment of women and men, as percentage of economically active population, Source: *Statistical yearbook of Autonomous Republic of Crimea 2008 (Simferopol 2009)*.

	Women (thousands)	%	Men (thousands)	%
Economically active population (15-70)	474.8	100	489.6	100
Employed	443.6	93.43	475.1	97.04
Unemployed	31.3	6.59	14.4	2.94

One of important issues raised by experts is the difference of retirement age between women and men, which is (with exceptions for some occupations) 55 years for women and 60 years for men. After the pension system reform, women will have lesser pension as their working period, and consequently, the period of funds accumulation is 5 years shorter. Current pension reform projects of the Ukrainian government seek to increase retirement age with the difference between men and women preserved. This will maintain income inequality between retired women and men in the future.

7. WOMEN IN POWER AND DECISION-MAKING

Women's share in decision-making is an important aspect of initiatives related to women empowerment. In countries such as Ukraine, where no overt discrimination of women in public life exists, it is especially important to analyze the presence of women in power. As table 7 shows, the share of women in the Crimean legislative body has evolved from 8 to 18%, still showing their under-representation in elected institutions. In addition, only 3 out of 12 parliamentary permanent committees are headed by women.

Table 7 - Women in the Crimean Parliament (1998-2010). Source: *www.rada.crimea.ua*

	1998-2002 (%)	2002-2006 (%)	2006-2010 (%)
VERKHOVNA RADA OF THE AUTONOMOUS REPUBLIC OF CRIMEA			
Men	92	93	82
Women	8	7	18
Total	100	100	100

Similar under-representation is evident as regards higher government and local governance posts. Table 8 shows that women are conspicuously absent in elected positions (city councils and district councils). Their presence in governmental structures oscillates between 7 and 17% reflecting a great disproportion between their percentage in population and public institutions.

Table 8 - Share of women and men having high government and local governance posts. Source: *http://crimea-portal.gov.ua, and governmental contact reference books.*

	Women	Men	% of women
Ministers	2	10	16.7
Republican Committees	1	9	10.0
Heads of state district administrations	1	13	7.14
City mayors	0	11	0.00
Heads of district councils	0	14	0.00
Heads of village councils	83	198	41.9
Councillors of district councils	142	528	21.2
Councillors of city councils and city's districts' councils	203	602	33.7
Councillors of village and township councils	2620	2130	55.2

At the same time, women represented 78% of 14,420 officials (both state and local government) in 2008. This suggests that their presence in public life is still significant. Picture 1 reflects the shares of men and women in local governance and civil service distributed by manager and specialist positions. It clearly shows that there are more women in specialist than in managerial positions.

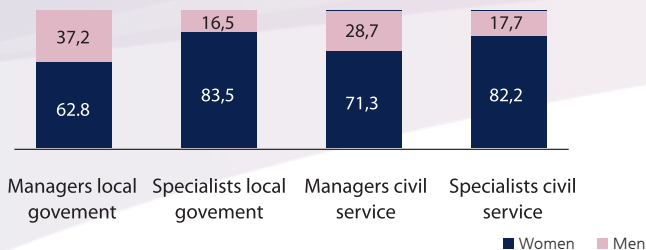
The most striking disparity is revealed if we analyze distribution of women and men in official institutions by grades. There is an evident disproportion between men and women in higher managerial and specialist positions. Pictures 2 and 3 show that a disbalance exists, both in state civil service and local governance.

Women are not represented in the highest grades of local governance bodies, and only at the rate of 10-15% in the highest grades of state administrations.

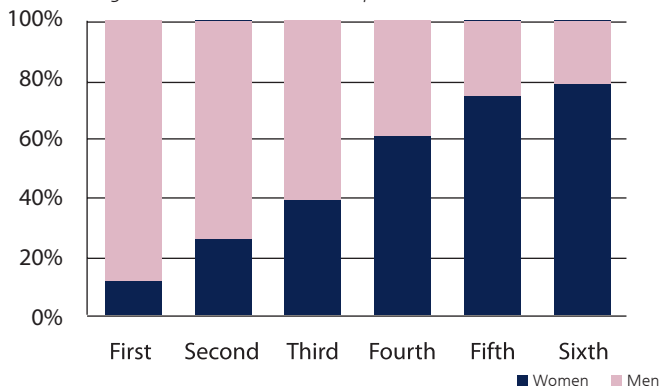
8. ETHNIC DIMENSION OF GENDER PROBLEMS

Alongside general vulnerability of women in the region, Crimean Tatar women are found in a specifically hard situation. Crimean Tatars' return coincided with economic collapse, and

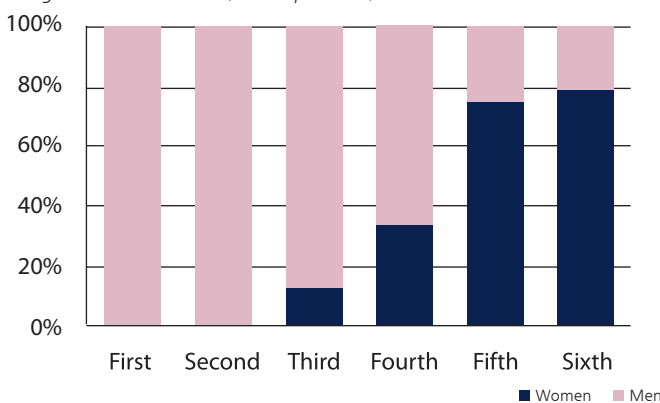
Picture 1 - Shares of women and man on manager and specialist positions in state civil service and local governance in 2008. Source: Statistical bulletin "Number of state civil servants and officials of local government in 2008" (Simferopol 2009)



Picture 2 - Share of women and men in managerial positions by grade in state administrations. Source: Statistical bulletin "Number of state civil servants and officials of local government in 2008" (Simferopol 2009)



Picture 3 - Share of women and men at managerial positions by grade in local governance. Source: Statistical bulletin "Number of state civil servants and officials of local government in 2008" (Simferopol 2009)



returnees had no strong social capital to cope with transition problems. In this situation, women proved to be a more vulnerable group losing jobs and former opportunities. Moreover, while in exile most of Crimean Tatars lived in cities, over 70% of returnees were settled in traditionally under-developed rural areas of Crimea upon return.

Another factor able to undermine gender equality within Crimean Tatar community is the appearance of certain Islamic movements trying to exclude women from the public sphere.

9. WOMEN ORGANIZATIONS IN CRIMEA

According to members of relevant NGOs, women-oriented part of the third sector is underdeveloped in Crimea. Many organizations vanish after one project. Those which continue to exist lack resources to become full-fledged partners of government to deal with problems of women in Crimea.

It is also worth noting that many organizations in the official registry of NGOs, or those on the "cooperation list" of the Ministry, regard women exclusively as persons responsible for family and children. There are virtually no western-type "feminist" organizations in Crimea. In other words, most NGOs seek to improve the situation of families rather than that of women.

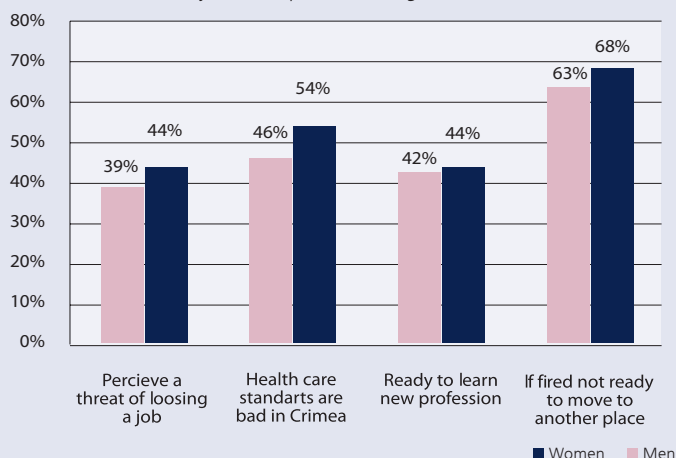
10. CONCLUSIONS

Women have equal opportunities with men in education, health and training. However, a noticeable disparity in incomes, career, decision-making and other spheres is visible. This means that despite equal human capacity women have fewer resources to use these opportunities, mainly because of cultural patterns and existing social or administrative practices. Gender inequality is also a 'mentality' issue: for the authorities which should recognize the problem and attach appropriate attention to its solution; and for women themselves as their identity and organizational capacities to be audible partners of authorities and business must be strengthened. This is certainly a vast field for initiatives to be taken by the Ukrainian state and international organizations which could consolidate resources for further action.

QUESTIONS OR COMMENTS ON THIS ARTICLE CAN BE SENT TO: kurtmolla@undp.crimea.ua

VOX POPULI

Picture 4 - Opinions and attitudes of women and men on perceived threat to lose a job due to cuts, health care, readiness to learn new profession and resettlement. Source: UNDP CIDP survey (1200 respondents), August 2009



Public opinion polls conducted by UNDP CIDP reveal differences in opinions and attitudes between women and men in Crimea. The picture on the left presents opinions and attitudes concerning 4 issues. The survey indicates that women to a greater extent perceive a threat of losing a job due to cuts/discharges (44% to 39%). At the same time women are less willing to change the place of residence in case of losing a job (68%), and more

prone to learn new profession (44%) or get a special training. It is worth noting that surveys show no significant differences between men and women in assessment of political and economic tendencies. Distinctions are perceptible in judgement about social issues and services (education, health care, etc.): women are typically more critical. In addition, it seems that women more easily acknowledge hard economic situation of their families than men.

ANNOUNCEMENT
 UNDP CIDP is currently working on a report "Rural Tourism in Crimea – development perspectives". Therefore, the next issue of the analytical brief will focus on the key characteristics of supply and demand, facilities availability, and image of rural tourism in Crimea. Expected date of publication: 15 February 2009